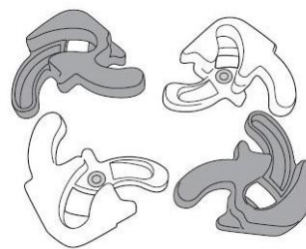





TM



Japan 2009 - 2010
All design and copyrights reserved

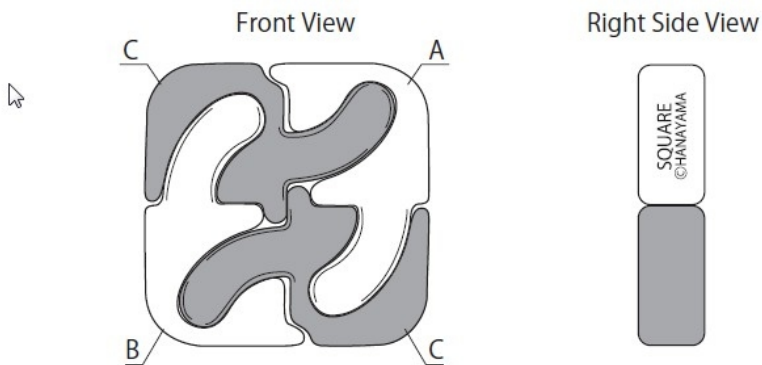
Exclusive European distribution
by Eureka bvba - 2800 Mechelen,
Belgium



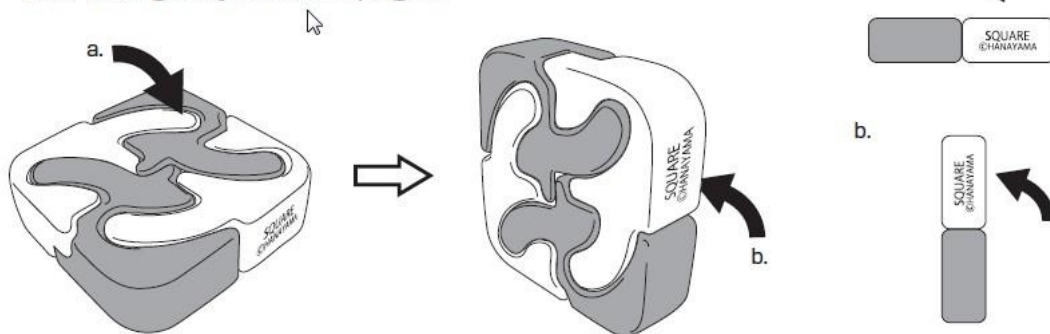
Designer: Vesa Timonen (FIN)

Each piece of the puzzle is labeled as follows:

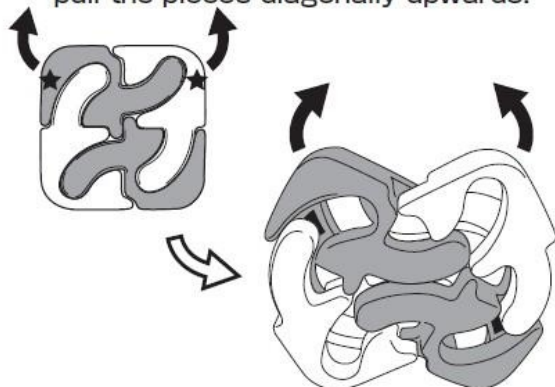
A/B: Silver
C: Gold (both Gold pieces are of the same shape)



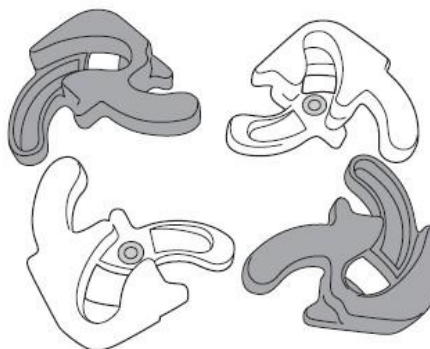
1 From the basic orientation as shown in the above diagram, lay the puzzle down as shown below, and then gently raise it upright.



2 Holding the points marked with a ★, pull the pieces diagonally upwards.



3 The puzzle is disassembled.





TM

Square ****

Japan 2009 - 2010

All design and copyrights reserved

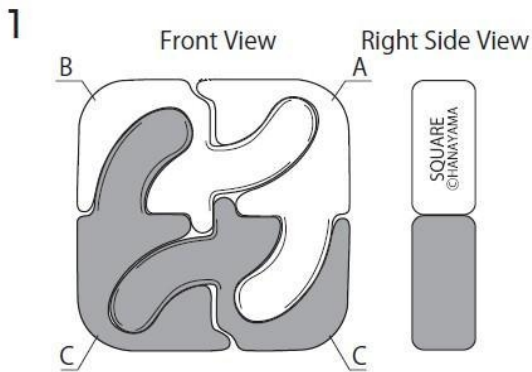
Exclusive European distribution
by Eureka bvba - 2800 Mechelen,
Belgium



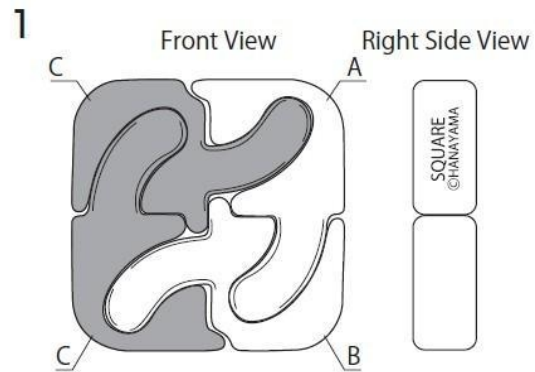
Designer: Vesa Timonen (FIN)

The Square can also be assembled in the following two ways and solved differently.

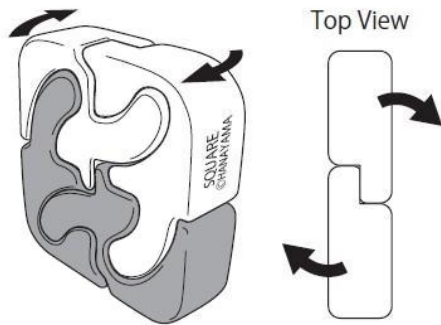
Assembly Configuration B



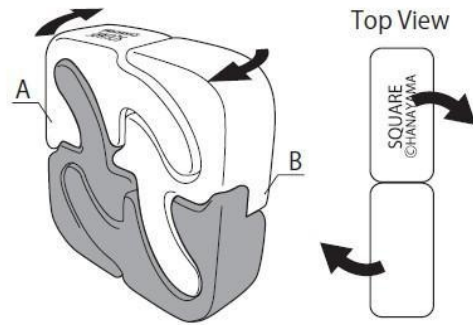
Assembly Configuration C



- 2 Quickly rotate the puzzle in the direction of the arrows and stop it abruptly. The centrifugal force will reseat the pins.



- 2 First, set the puzzle such that the A and B pieces are at the top as shown in the diagram below. Quickly rotate the puzzle in the direction of the arrows and stop it abruptly. This will reseat the pins through inertia.



- 3 The puzzle can be disassembled by following Instructions 1 (2 & 3). If the puzzle will not disassemble, the pins have not resealed. There is a trick in stopping the turn abruptly. Try it as many times as necessary.

- 3 After gently placing the puzzle upright as shown in the first diagram above, it can be disassembled by following Instructions 1 (2 & 3). If the puzzle will not disassemble, the pins have not resealed. There is a trick in stopping the turn abruptly. Try it as many times as necessary.

The Key Point of this Puzzle

This puzzle is made from two types of pieces, each with a pin set inside that move in or out by tilting or applying a little bit of force to the puzzle.

The pieces also have grooves, which differ in shape depending on whether they are the Gold or Silver pieces. Understanding this is the key to solving the puzzle. The pin engaging the Silver pieces will move freely in the grooves, while the pin engaging the Gold pieces will be blocked in the grooves and prevented from moving freely.

Keeping these points in mind will help you understand how inertia comes into play in solving the puzzle.

