



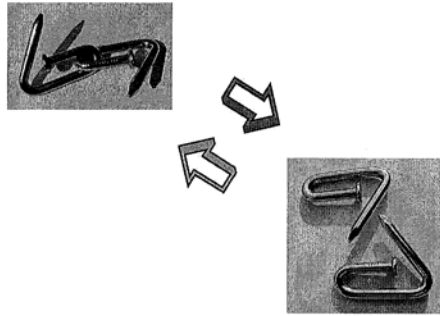
Geduldspiele & Knobelspiele von  
www.toys-for-all.de - den Spezialisten mit über 500 Spielen.



## b7227 Eureka Nail Hook

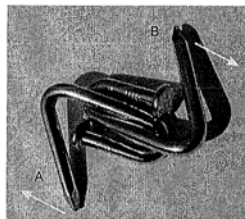


© Eureka bvba, 2000 - 2006  
B-2812 Mechelen-Muizen, Belgium  
All rights reserved




The complete puzzle.


**Step 1**  
Keep the right part (B) hushed up and turn the left part (A) anti clockwise while moving carefully in the direction of part B at the same time. Turn the puzzle 180 degrees!




**Step 2**  
Slide both parts A and B together...




**Step 3**  
Move part A through part B.....



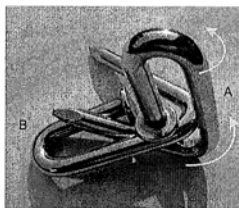
**Step 3a**  
.....and keep on moving like this!



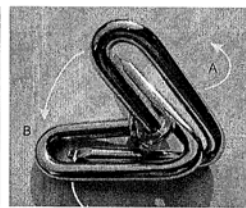
**Step 4**  
From this situation move part B along part A as shown.




**Step 5**  
Move part B in the direction of corner of A. Just before the corner move part B upwards.




**Step 6**  
Keep part B vertically and move it a little around the corner of part A.




**Step 7**  
While moving around the corner find the place where the point of part A goes into part B.



**Step 8**  
Find by maneuvering of part A the correct place where the heads can pass each other and let the nail heads pass.



**Step 8b**  
Here the head of part A has just passed the head of part B.



Both parts are separated!

### RABATTCOUPON:

Hier die gesuchte Anleitung zum Geduldspiel. Falls Sie Lust auf mehr Spiele haben, dann besuchen Sie unseren Onlineshop [www.toys-for-all.de](http://www.toys-for-all.de) mit über 500 Geduldspielen aller Art. Als Bonus für Ihr Interesse erhalten Sie **5 % Rabatt** auf Ihre nächste Bestellung. Einfach den Code **geduldspiel-info** eingeben – eine ausführliche Anleitung zur Einlösung finden Sie auf [www.toys-for-all.de](http://www.toys-for-all.de).