

Geduldspiele & Knobelspiele von
www.toys-for-all.de - den Spezialisten mit über 500 Spielen.

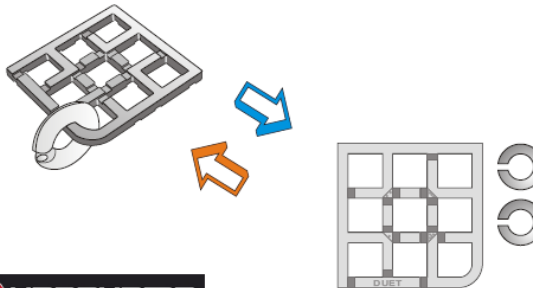
B9235 Cast Duet



© Japan 2000-2006
All design and copyrights reserved

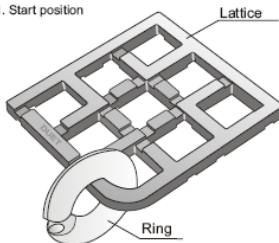
Exclusive European distribution
by Eureka bvba - 2812 Belgium

TM
®

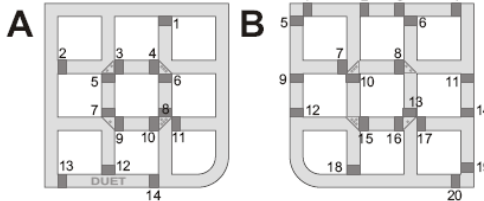


Design by Oskar van Deventer (NL)

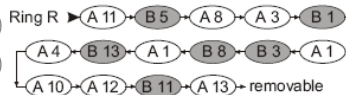
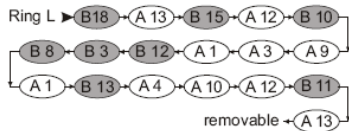
1. Start position



2. Label the lattice's top and bottom side respectively as A and B, and number the grooves as shown below. Label the rings respectively as ring L and ring R. Since both rings have the same shape, it does not matter which is L and which is R.




3. Pass the projecting part of the ring through the lattice's grooves in the order given below. There are five goals in all: one for taking both rings off and four for putting the two rings together back into the lattice at the indicated places. Begin with the rings removed from the lattice for the goals involving the rings to be attached together at the indicated places.

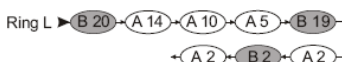


Begin with the rings removed to solve the puzzle in the four ways indicated below. Since both rings have the same shape, it does not matter which is L and which is R.

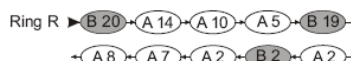
Putting the ring together at



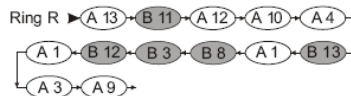
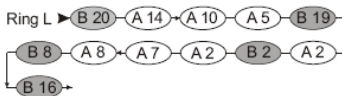
Putting the ring together at



Putting the ring together at



Putting the ring together at



RABATTCOUPON:

Hier die gesuchte Anleitung zum Geduldspiel. Falls Sie Lust auf mehr Spiele haben, dann besuchen Sie unseren Onlineshop www.toys-for-all.de mit über 500 Geduldspielen aller Art. Als Bonus für Ihr Interesse erhalten Sie **5 % Rabatt** auf Ihre nächste Bestellung. Einfach den Code **geduldspiel-info** eingeben – eine ausführliche Anleitung zur Einlösung finden Sie auf www.toys-for-all.de.